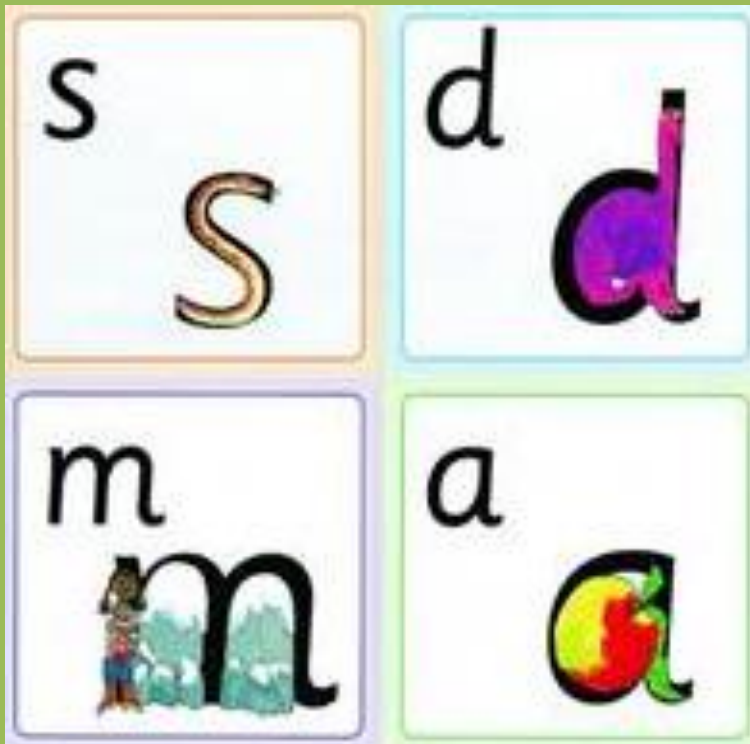


The teaching of phonics at Littlemoor



Why



Phonics?

It is a complete literacy programme - systematic and structured.

In Reception, we have a daily 20 - 30 minute phonics session.
We also stream across the whole of KS1 for an hour a day.

It meets the demands of the literacy early learning goals, Year 1 national curriculum, giving your children the best chance of success in the national tests.

One-to-one tutoring ensures they all keep up, no child is left behind.

Storybooks align with the sounds learnt in class and therefore the children are consolidating the phonics they have learnt and applying these skills in context.

A bit of technical vocabulary...

Phoneme - spoken sounds - there are about 44 in the English language

Grapheme - how we write each of the spoken sounds e.g. the spoken sounds 'f' is written using the graphemes f, ff, ph.

Red words - words that cannot be sounded out e.g. I, said, they

Green words - words that can be sounded out using our phonics

Fred talk - (Fred is the frog) he can only talk in sounds e.g. sh-o-p

Watch how to pronounce the Set 1 sounds

How does phonics help us read?

Say "hello" to Fred.

Fred can *only* talk in sounds...



He sounds out and says "c_a_t." Not **cat**.


We call this *Fred Talk*.

'Read, Write Inc.' Storybooks

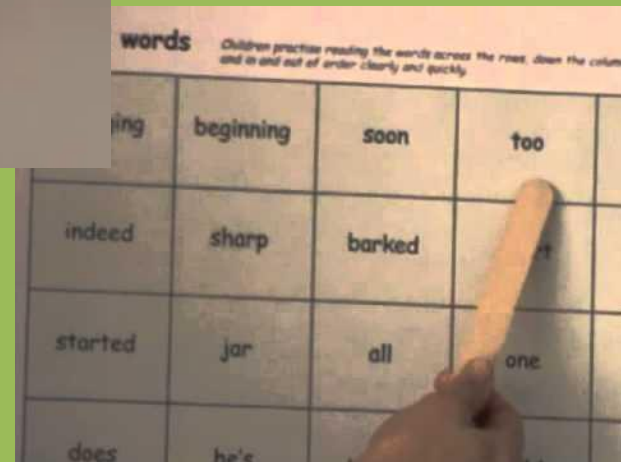
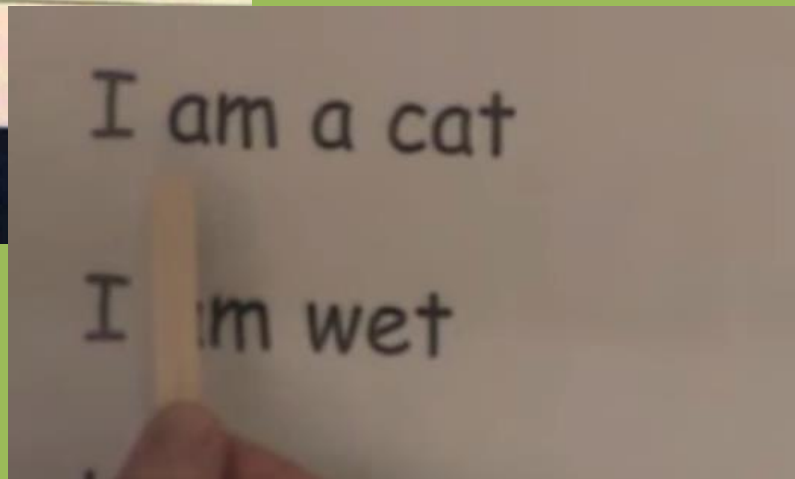
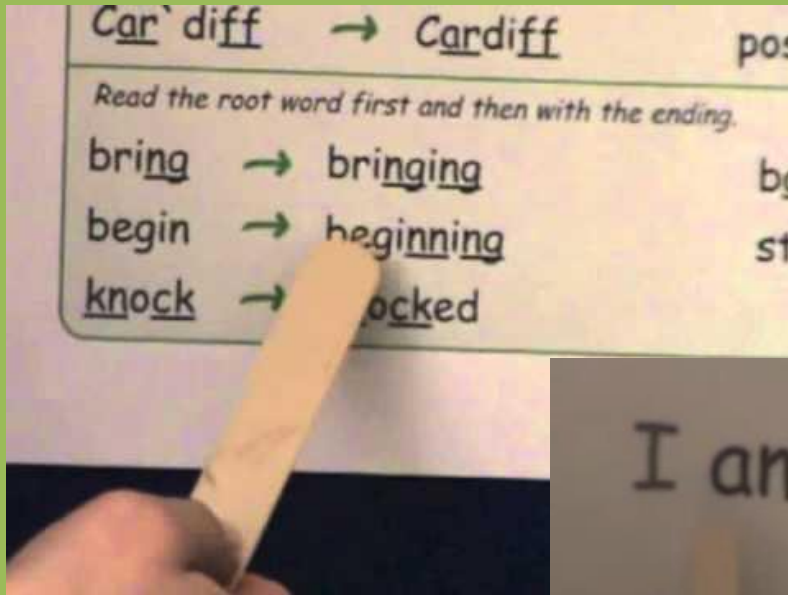
Storybooks

100 lively, decodable storybooks
levelled to children's phonic ability

New!



'Read, Write Inc.' Storybooks



'Read, Write Inc.' Phonics and Storybooks work together

Speed Sounds/ Word Time Group A WT1-3	Ditties Group B/ Group C WT 1-5	Green books/ Purple Books Group D/D WT 1-7 SS 2	Pink Books Group E SS 2	Orange books Group F SS 2/3	Yellow books Group G SS 2	Blue Books Group H SS 3	Grey Books Group I SS 3	Off of the programme
Teach speed sounds set 1 (1 a day). Teach WT 1-3.	Review speed sounds 1 and focus on digraphs, sh, th, ch, qu, ng, nk. Review WT 1-3 and teach WT 4 and 5/ Review WT 1-5 and teach WT 6 and 7	Review set 1 sounds and word times. Teach set 2 sounds. Review green words in mixed sets.	Review set 2 sounds. Review green words in mixed sets.	Review set 2 sounds. Review green words in mixed sets. Start teaching set 3 sounds and words for reading.	Review set 2 sounds. Review green words in mixed sets. Teach set 3 sounds and words for reading and spelling.	Review set 3 for reading and spelling.	Review set 3 for reading and spelling.	No longer need phonics and onto spelling

National Phonics Screening Check - Year 1

- The National phonics screening check is a statutory assessment that was introduced in 2012 to all Year 1 pupils.
- It comprises of a list of 40 words; 20 real words and 20 nonsense words.
- It will assess phonics skills and knowledge learnt through reception and year 1.
- Your child will read the test in a one to one situation. They will read up to 4 words per page and they will probably do the check in 10-15 minutes. They will be asked to 'sound out' a word and blend the sounds together to read the word. The children have plenty of exposure to nonsense words so they are well prepared for the test.

National Phonics Screening Check - Year 1

Practice sheet: Real words

in

at

beg

sum

Practice sheet: Pseudo words

ot



vap



osk



ect



How to help your child at home...



You can read stories with your child.
Relentlessly.

Read favourite stories over and over again

Read some stories at a higher level than they
can read themselves.

Listen to them reading their take home Phonics
storybooks.

You can practise pronouncing sounds.
Use the Set 1, 2 or 3 books

Remember no 'fuh' and 'luh'!



You can have fun with Fred Talk.

"What a tidy r-oo-m!"

"Where's your c-oa-t?"

"Time for b-e-d!"



You can watch video tutorials.

For how to do all these things and more
www.ruthmiskintraining.com/parents



Practise alien words



- There are lots of practise tests online if you google 'phonics screening check practise materials'
- <https://www.gov.uk/government/publications/phonics-screening-check-2014-materials>
- You can make up your own alien words using set 1, 2 and 3 sounds. Please make sure children never write alien words, only read them.

Please remember:

When reading with your child at home, it is meant to be easy! They are consolidating what they have learnt at school, not learning anything new. If they find it too difficult they will not enjoy reading at home. Reading is a pleasurable activity.

You can order the resources online.

<https://global.oup.com/education/content/primary/series/rwi/parents/>

